



Workbook
Answer Key

Sounds and Fun

Practice the Sounds Attach the sticker that rhymes with each picture.

2 JAZZEVES

Comprehension

Learn about the Poem

A. Think about the poem. What characters do you see in the poem? Put the right stickers on the table and the wrong stickers under the table.

4 JAZZEVES

Word Study

Study the Words

A. Circle the pictures that begin with the same beginning sound in "diddle".

B. Sort the stickers and put them in the proper groups.

Animals	Things

3 JAZZEVES

B. Think about the poem. Put the stickers in the correct order.

Hey, Diddle, Diddle 5


Fluency

Enjoy the Poem!
A. Read together! Attach the stickers when you hear rhymes.

Hey, diddle, diddle,
The cat and the fiddle,
The cow jumped over the moon;
The little dog laughed
To see such sport,
And the dish ran away with the spoon.

B. Change the animals in the blanks and say your own poem.

The tiger and the fiddle,
The horse jumped over the moon.
The little pig laughed.



6 2017/2018

Word Study

Study the Words!
Look at the numbers of boxes on each line. Count how many words there should be on each line. Then put the correct word stickers in each box.

Humpty Dumpty
a great fall
Humpty Dumpty had a great fall
Gouldn't put Humpty together again

Humpty Dumpty 9

Humpty Dumpty Workbook pp.7-12

Sounds and Fun

Practice the Sounds
Humpty Dumpty wants to climb up a wall. Put the stickers that rhyme with the pictures below to make a ladder for him.



			
		10	

8 2017/2018

Comprehension

Learn about the Poem!
Think about the poem. Can you recall the story? Put the right stickers in the notes.

The Main Character



What happened at the beginning?



10 2017/2018

Sounds and Fun








Practice the Sounds Say the numbers and attach the stickers that rhyme with them.

2		4	
6		10	
8			

14 ©2010 TES

Word Study

Study the Words Draw a line to each word that rhymes with it.

15 ©2010 TES


Humpty Dumpty 11


What happened in the middle?



What happened at the end?


Fluency

Enjoy the Poem Read together! Attach the drum stickers when you hear rhyming words. Rhymes with the same ending sounds need the same drums.

Humpty Dumpty sat on a wall, 

Humpty Dumpty had a great fall. 

All the king's horses and all the king's men 

Couldn't I put Humpty together again. 

12 ©2010 TES

Sounds and Fun

Practice the Sounds Match each picture with the word it rhymes with.

20 © 2010 Pearson Education, Inc.

Comprehension

Learn about the Poem Think about the poem. Put the stickers in the correct order.

16 © 2010 Pearson Education, Inc.

Word Study

Study the Words Sort the stickers and put them into the proper groups.

21 © 2010 Pearson Education, Inc.

Put a Gun

17 © 2010 Pearson Education, Inc.

Comprehension

Learn about the Poem

A. Think about the poem. Attach the stickers that show how to make a cake.

First Middle End



22 JORDANES

